




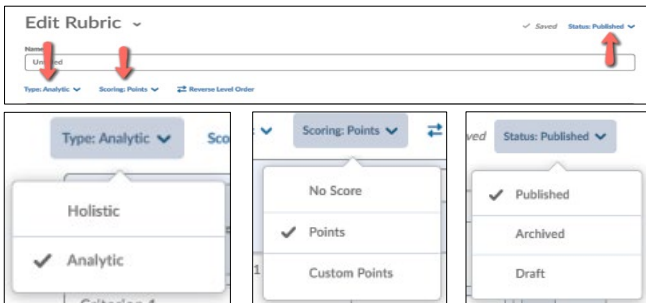


D2L - Rubrics

Assessments > Rubrics > New Rubric

Use the feature for Discussions and Dropbox folders

-  **Types:** Holistic / Analytic
-  **Scoring:** No Score / Points / Custom Points
-  **Status:** Published / Archived / Draft



The screenshot shows the 'Edit Rubric' interface. At the top, it says 'Edit Rubric' with a dropdown arrow. To the right, it shows '✓ Saved' and 'Status: Published' with a dropdown arrow. Below this is a 'Name' field containing 'Untitled'. Four red arrows point to the 'Name' field, the 'Type' dropdown, the 'Scoring' dropdown, and the 'Status' dropdown. Below the 'Name' field are three dropdown menus: 'Type: Analytic', 'Scoring: Points', and 'Status: Published'. Each dropdown menu is shown with its options: 'Type' has 'Holistic' and 'Analytic' (checked); 'Scoring' has 'No Score', 'Points' (checked), and 'Custom Points'; 'Status' has 'Published' (checked), 'Archived', and 'Draft'.

Instructional
Design



BLACK HILLS
STATE UNIVERSITY