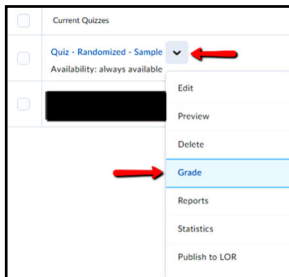




Black Hills State University Instructional Design

Quiz - Provide Feedback

- Click 'Quizzes' from the dropdown menu of 'Assessments' to go to the 'Manage Quizzes' page
- From the action menu of the specific quiz, select 'Grade' to go to the 'Grade Quiz' page



- Click on the 'attempt' of the student to go to the 'Grade Attempt' page

<input type="checkbox"/> STF Student					
<input type="checkbox"/>	attempt 1	Apr 29, 2019 4:06 PM	0 / 10	I	✓
	overall grade (highest attempt)		0 / 10	I	

- TWO options** to provide feedback
 - 'Attempt Feedback' for the overall quiz

Attempt Feedback

- Individual question feedback using the 'Expand question feedback' & 'Collapse question feedback' links

▶ Expand question feedback

▼ Collapse question feedback

Feedback

Remember:

- Check the box 'Graded (G)' before you click 'Save'

Graded (G)

☐ ☒

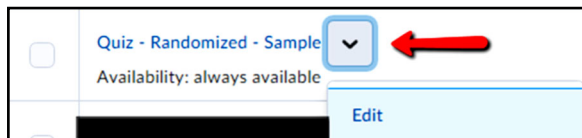


Black Hills State University Instructional Design

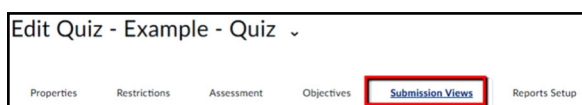
Quiz - Provide Feedback

Release it to students

- Click 'Quizzes' from the dropdown menu of 'Assessments' to go to the 'Manage Quizzes' page
- From the action menu of the specific quiz, select 'Edit' to go to the 'Edit Quiz' page

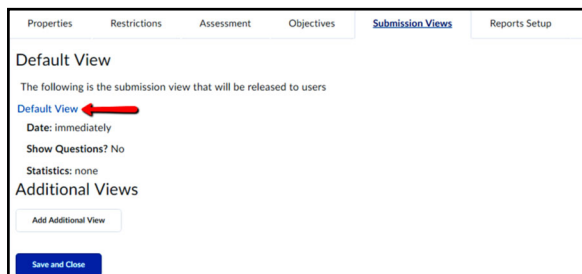


- Click on 'Submission Views' to go to 'Default View'

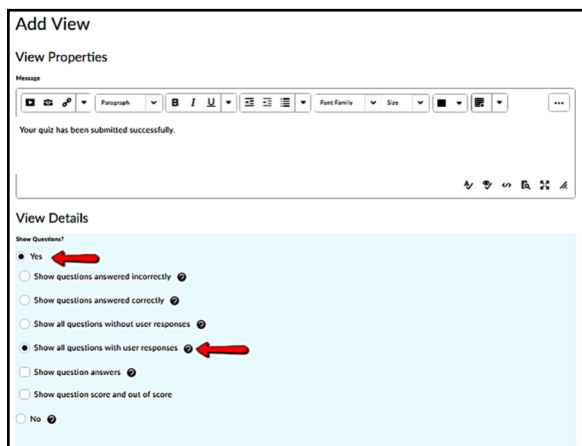


- Click on 'Default View' to make the new submission view default for the quiz. (or you can use the 'Add Additional View' option)

Note: Please note that this setting does not default to other quizzes.



- On the 'Add View' page, under the 'View Details' select 'Yes' and 'Show all questions with user responses'
- Click 'Save'



Default View

The following is the submission view that will be released to users

Default View

Date: immediately

Show Questions? Show all questions with user responses

Show question answers: No

Statistics: none



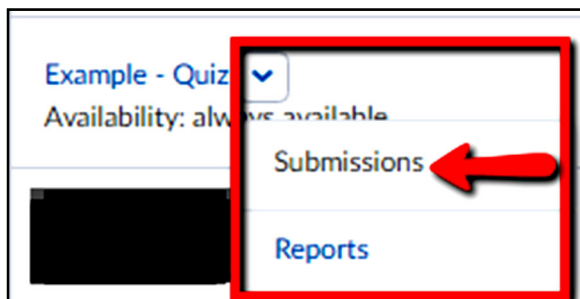
Black Hills State University Instructional Design

Quiz - Provide Feedback

Note: Let your students know that the graded quiz has feedback

Students can go to:

- Go to 'Assessments' > 'Quizzes'
- Click on 'Submissions' from the action menu of the specific quiz on the 'Quiz List' page



- Click on the 'Attempt' to enter the quiz with feedback
- Click 'View Feedback' link for under the question response

